



**MINES
MANAGEMENT**



**VEHICLE
MANAGEMENT**



**FUEL
MANAGEMENT**



**WEIGHBRIDGE
AUTOMATION**



**DATA IS
STORED ON AN
AMAZON S3 SERVER**

OPTIMIZING OPERATIONS WITH ADVANCED TECHNOLOGY



11 ESSENTIAL FEATURES OF WHEELSPI SOFTWARE



Dashboard

Dashboard includes several key analytics and reports.



Staff

Manage staff attendance, leave and payroll.



Store

Manage stock, item check-in/check-out using RFID readers, and parcel tracking.



Mines

Track mining operations and maintain 3D models of stone, cutting history, and waste calculations.



Stock Master

Track stock items using QR codes for easy identification and management.



Vehicle Master

Manage vehicle registrations, assignments, and track vehicles via GPS.



Invoices

Generate and manage invoices for financial transactions.



Accounting

Track income, expenses, and overall financial reports.



Utilities

Access key software tools, configurations, and company settings.



Report

Generate reports of vehicle and Today report Summary.




Weighbridge Kanta Parchi

The system generates a Kanta Parchi with the vehicle number, challan number, date, gross weight, tare weight, and net weight. kanta parchi is saved on cloud



DASHBOARD


7 Days Total Dispatch Analytics



Quarterly Dispatch Analytics



Today's On Board & Crossing With Lip Analysis



List & Vehicle Crossing List

IMAGE	VEHICLE NO.	CROSSING DT.
	12345678	2024-09-17 14:29:56
	12345678	2024-09-17 14:30:10
	12345678	2024-09-17 14:31:27
	12345678	2024-09-17 14:32:40
	12345678	2024-09-17 14:33:53

List & Block Barrier Open / Closed

IMAGE	VEHICLE NO.	CROSSING DT.
	12345678	2024-09-17 14:29:56
	12345678	2024-09-17 14:30:47
	12345678	2024-09-17 14:31:14
	12345678	2024-09-17 14:32:07
	12345678	2024-09-17 14:33:27

Vehicle Crossing Report

VEHICLE NO.	CROSSING STATUS
12345678	Not Crossing
12345678	Not Crossing
12345678	Not Crossing
12345678	Not Crossing
12345678	Not Crossing
12345678	Not Crossing
12345678	Not Crossing
12345678	Not Crossing



FUEL MANAGEMENT



Minimizing Fuel Costs is Our Top Business Priority.

Tracks fuel usage, detects patterns, and logs irregularities like-refuelling and fuel monitoring.

Mobile Browser: A record of each fuel dispensing transaction. concern staff uploads the fuel filling slip via the Mobile App.

Vehicle Performance Summary:



WheelsPi



DASHBOARD



7 Days Total Dispatch Analytics Graph

Displays the total number of dispatches over the past 7 days, helping analyse dispatch trends and efficiency.



Monthly Vehicle Performance Summary

The Monthly Vehicle Performance Summary tracks initial fuel, remaining fuel, fuel average, and fuel entries to assess fuel efficiency and consumption.



Quarterly Dispatch Analytics Graph

Provides a graphical representation of dispatch performance over the past 3 months, highlighting patterns and trends.



Vehicle Greasing Report

Tracks and schedules vehicle greasing, displaying the record of the last greasing activity.



Today Boom Barrier & Crossing With Slip Analytics Graph

Tracks the boom barrier activity and vehicle crossings, along with associated slip data.



Last 5 Vehicle Crossing List

Displays a list of the last 5 vehicles that crossed the barrier or entered a monitored area.



Last 5 Boom Barrier Open/Closed

Displays the last 5 instances when the boom barrier was opened or closed, helping monitor barrier operations.



Recently Added Items

Shows a list of recently added items to the item list, such as spare parts or equipment.



STAFF



Staff Management

Maintain a comprehensive list of all staff members. And includes details such as name, designation, contact information, and unique staff IDs.



Staff Attendance Report

Attendance Tracking via Mobile App and Biometric Machines and generate detailed attendance reports, including present, absent, and late records.



Leave Management

Streamlined leave application and approval process. And Track leave balances and maintain records of approved, rejected, and pending requests.



WheelsPi



STORE



Real-time Tracking

Centralized management of all store operations. And Categorization and organization of items for easy access and tracking.



Store Item Checkout

Seamless checkout process using RFID technology or manual input. Automated updates to inventory levels upon item checkout. And Track user or staff details for each checkout to ensure accountability.



Store Item History

Maintain a detailed history of all store item transactions, including check-ins, checkouts, and returns. View item-specific logs with timestamps and user details.



Parcel Tracking

Provide a user-friendly dashboard for users and administrators to track parcels. Monitor the status and location of parcels.



MINES MANAGEMENT



Mala(Wire saw)management

The wire saw is a popular tool in the stone industry, especially for cutting granite, marble, and other hard materials, as it allows for precise and controlled cutting with minimal waste. Automatically calculate the square footage of Mala based on input dimensions and Easily view, edit, or update logs for previous dates.



Granite Design Previews

Visual previews of each granite block in 3D to help users understand how different textures and designs will look in real-world applications.



Granite Block Hierarchy

Parent block will be divided into smaller child blocks including cutting parameters like thickness, height, width, length and weight.



Block Management

3D models of granite blocks, each with unique designs, are stored.



Design Editing

Users can modify the granite block designs in 3D by changing dimensions, textures, patterns.



Waste Calculation

Track the amount of granite waste generated during the cutting process. By calculating the yield (i.e., how much usable material is obtained from a parent block), the system can help optimize material usage and reduce waste.



Design Sharing via WhatsApp

Users can directly share 3D models or high-quality rendered images of granite block designs with clients or project stakeholders via WhatsApp.











WheelsPi



STONE BLOCKS

Mala tracking and 3D models of granite blocks with unique designs

Mala Tracking [+ Create New](#)







 Edit + Today's Running Code: +02523437s Length: 10 Feet Limit: 500 Feet Serial No.: ssk Remark: mala central Assigned At: 2025-02-03 17:07:47 Created At: 2025-02-03 17:06:04	 Edit + Today's Running Code: 03a7aX9Q7 Length: 100 Feet Limit: 450 Feet Serial No.: mda-nm-201 Remark: 2025-02-03 14:34:14 Assigned At: 2025-02-03 14:34:37 Created At: 2025-02-03 14:34:37	 Edit + Today's Running Code: r5b0rXkNks Length: 10 Feet Limit: 10 Feet Serial No.: ABC-20001 Remark: 2025-02-03 11:34:50 Assigned At: 2025-02-03 11:34:50 Created At: 2025-02-03 11:34:50	 Edit + Today's Running Code: r5a0rGtgvk Length: 11,40 Feet Limit: 500,5 Feet Serial No.: ABC-20017 Remark: 100 - 2025-02-03 Assigned At: 2025-02-03 11:34:50 Created At: 2025-02-03 11:34:50
 Edit + Today's Running Code: SChp9HAB Length: 10,6 Feet Limit: 10,0 Feet Serial No.: ABC-2008 Remark: 2025-02-03 12:08:17 Assigned At: 2025-02-03 12:08:17 Created At: 2025-02-03 12:08:17	 Edit + Today's Running Code: g5a3xV9gF Length: 9,0 Feet Limit: 100 Feet Serial No.: ABC-101 Remark: 2025-02-03 12:33:15 Assigned At: 2025-02-03 12:33:15 Created At: 2025-02-03 12:33:15	 Edit + Today's Running Code: 0KxbGdR Length: 100 Feet Limit: 1000 Feet Serial No.: 70 Remark: 2025-02-03 12:34:39 Assigned At: 2025-02-03 12:34:39 Created At: 2025-02-03 12:34:39	 Edit + Today's Running Code: 02mpw0wvk Length: 300 Feet Limit: 4000 Feet Serial No.: N/A Remark: 2024-12-34 13:04:58 Assigned At: 2024-12-34 13:04:58 Created At: 2024-12-34 13:04:58



Cuboid Details - S5bUp1 [+ + +](#) [Back to List](#)

Dimensions:


- Front: Width: 11.7 ft., Height: 8 ft.
- Back: Width: 11.7 ft., Height: 8 ft.
- Left: Length: 7.3 ft., Height: 8 ft.
- Right: Length: 7.3 ft., Height: 8 ft.
- Top: Width: 11.7 ft., Length: 7.3 ft.
- Bottom: Width: 11.7 ft., Length: 7.3 ft.

Images:









   
 

Face Details for Back:



Possible patterns:

Dimensions: Height: 8 ft. X Width: 11.7 ft.



STOCK MASTER



Unit Master

Define various types of units for different items (e.g., pieces, kilograms, tons, meters, liters, etc.).



QR Enable Items

Scan a QR code to retrieve item details from the Item Master.



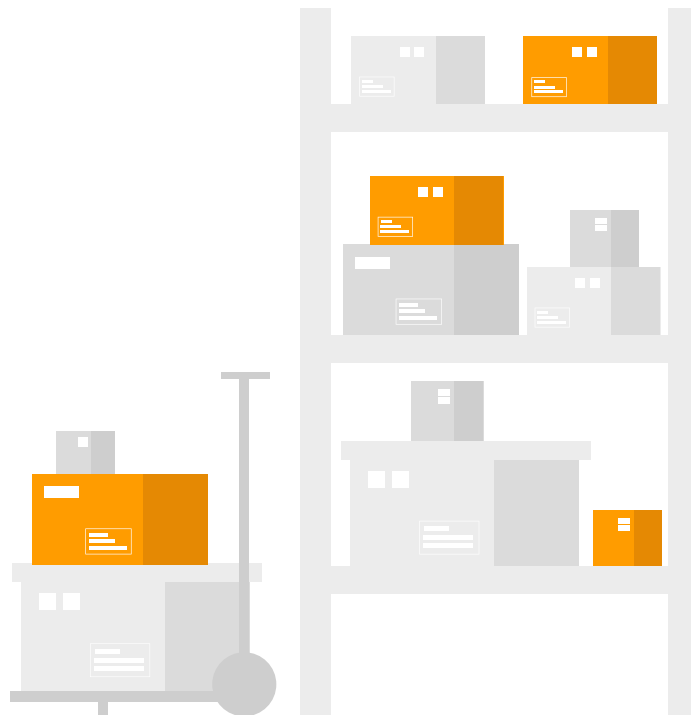
Stock Management

Quickly update stock levels by scanning QR codes during check-in/check-out.



RFID & QR Integration

RFID locker system is place, QR codes can be used alongside it for additional item tracking.





VEHICLE MASTER



Vehicle Current Location

Displays the real-time location of the vehicle using GPS tracking.



Trip History

A log of all trips taken by the vehicle, including start and end locations, time, and distance.



Fuel Consumption

Tracks the vehicle's fuel usage over time, showing fuel efficiency and average consumption.



Fuel Entry

Logs fuel entries with details like quantity, price, and date of refuelling.



Fuel Filling Slip

A record of each fuel dispensing transaction. Concern staff uploads the fuel filling slip via the Mobile Bowser system.



Fuel Events

Cutting down fuel costs is one of the most prominent goals of business. The system helps you track fuel usage to identify patterns and potential inefficiencies. Monitors and logs any irregularities or events related to fuel usage (e.g., refuelling, fuel monitoring).



Tyre Management

Tracks tire condition, installation, rotation, and maintenance records for the vehicle.



Service History

Maintains a record of all services performed on the vehicle, including oil changes, repairs, and inspections.



Report

Generates reports related to the vehicle's performance, maintenance, and fuel consumption.



KANTA PARCHI

Kanta Parchi Ltd														
Select Customer		Show All		21/02/2025 - 21/03/2025		Showing 15 of 15 Results		Search	Export to Excel		Print			
S.NO.	CHALLAN	DATE & TIME	VEHICLE NO	CUSTOMER NAME	PARTY NAME	ITEM	TARE WT. (MT)	GROSS WT. (MT)	NET WT. (MT)	RATE (₹)	AMOUNT (₹)	DIS. (₹)	AMOUNT (WITHOUT GST) (₹)	FINAL BILL (WITH GST) (₹)
1	CR10011	2025-02-04 17:59:10	ABCD1234	ABC COMPANY PVT LTD	RAJESH	10 PPH	19.00	7.00	12.00	500.00	6000.00	100.00	5900.00	6190.00
2	CR10011	2025-02-04 17:59:11	ABCD1234	ABC COMPANY PVT LTD	RAJESH	10 PPH	7.00	37.00	42.00	500.00	21000.00	300.00	20700.00	21000.00
3	CR10011	2025-02-04 17:59:11	WST1234	ABC COMPANY PVT LTD	RAJESH	10 PPH	9.00	19.00	10.00	150.00	1500.00	100.00	1400.00	1450.00
4	CR10017	2025-02-04 18:00:00	4324567890	ABC COMPANY PVT LTD	Guest	SELECT ITEM	1.00	1.00	0.00	0.00	0.00	0.00	0.00	0.00
5	CR10017	2025-02-04 18:00:00	4324567890		Guest	SELECT ITEM	1.00	1.00	0.00	0.00	0.00	0.00	0.00	0.00
6	CR10011	2025-02-04 18:00:01	WST1234	ABC COMPANY PVT LTD	RAJESH	10 PPH	8.00	8.00	0.00	500.00	4000.00	150.00	3850.00	3900.00
7	CR10011	2025-02-04 18:00:01	WST1234		RAJESH	WSP400PH	7.00	9.00	4.00	400.00	1600.00	100.00	1500.00	1500.00
8	CR10011	2025-02-04 18:00:01	ABCD1234	ABC COMPANY PVT LTD	RAJESH	10 PPH	8.00	2.00	0.00	500.00	1000.00	100.00	900.00	900.00
9	CR10011	2025-02-04 18:00:01	ABCD1234		RAJESH	10 PPH	8.00	2.00	0.00	500.00	1000.00	100.00	900.00	900.00
10	CR10011	2025-02-04 18:00:01	ABCD1234	ABC COMPANY PVT LTD	RAJESH	10 PPH	20.00	7.00	13.00	500.00	6500.00	150.00	6350.00	6500.00
11	CR10011	2025-02-04 18:00:01	ABCD1234		RAJESH	10 PPH	34.00	8.00	26.00	500.00	13000.00	250.00	12750.00	13000.00
12	CR10017	2025-02-04 18:00:01	4324567890	ABC COMPANY PVT LTD	Guest	SELECT ITEM	1.00	1.00	0.00	0.00	0.00	0.00	0.00	0.00
13	CR10011	2025-02-04 18:00:01	ABCD1234		RAJESH	10 PPH	8.00	2.00	0.00	500.00	1000.00	100.00	900.00	900.00
14	CR10011	2025-02-04 18:00:01	WST1234	ABC COMPANY PVT LTD	RAJESH	10 PPH	8.00	8.00	0.00	500.00	4000.00	150.00	3850.00	3900.00
15	CR10011	2025-02-04 18:00:01	WST1234		RAJESH	10 PPH	8.00	8.00	0.00	500.00	4000.00	150.00	3850.00	3900.00



BOOM BARRIER OPEN/CLOSED

Boom Barrier Open / Closed			
Total Entry		Total Exit	
S.NO.	IMAGE	CHALLAN NO.	CREATED AT
1		--	2025-03-21 15:55:44
2		--	2025-03-21 15:55:34
3		--	2025-03-21 15:52:57
4		--	2025-03-21 15:52:38
5		--	2025-03-21 15:45:49
6		--	2025-03-21 15:45:35
7		CR8306	2025-03-21 15:44:23
8		--	2025-03-21 15:44:18
9		CR8305	2025-03-21 15:43:14
10		--	2025-03-21 15:33:56



INVOICES



Generate Invoices

Generate professional invoices for vehicle services, Kanta Parchi, and other transactions. Invoices are sent directly to clients via WhatsApp and email.



GST & Tax Compliance

Auto-calculate GST and applicable taxes for accurate billing.



Sales Order

Generate and send sales orders to clients, track fulfilment, and convert them into invoices.



Purchase Order

Create purchase orders for suppliers, monitor delivery status, and manage inventory updates.



Payment Tracking

Track pending, paid, and overdue invoices with real-time updates.



Vehicle-Specific Invoicing

Assign invoices to specific vehicles based on usage and services.



Customer & Vendor Invoices

Issue invoices to clients and receive invoices from suppliers.



Discount & Custom Pricing

Apply discounts, special pricing.



PDF & Print Support

Download or print invoices for easy record-keeping.



Integration with Accounting

Auto-sync invoices with Wheelspi's accounting module.



Multi-Payment Methods

Record payments via cash, bank transfers.



Invoice Approval Workflow

Multi-level approval system for better financial control.



Real-Time Invoice Reports

Generate reports on total billing, revenue, and pending payments.



Mail to CA (Sales & Purchases Invoices List)

Wheelspi allows you to generate and email sales and purchase invoices to both the Chartered Accountant (CA) and the client, track payments, monitor overdue invoices, and maintain an audit trail with exportable reports.



UTILITIES



Company Settings

Manage company-wide configurations like-change logo, Phone no, Mail id and other settings



Default payment method

The default payment method refers to the pre-set option for processing payments in a system. Like-Cash in hand and Bank.



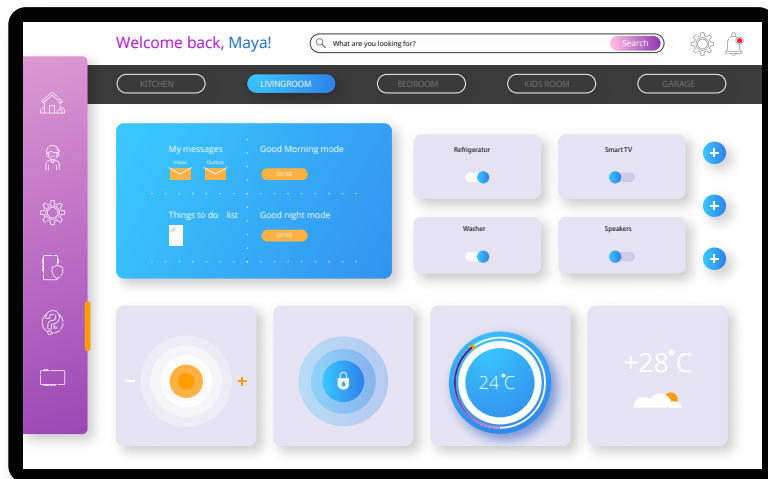
Bowser Diesel Filling

The user selects the account from which the funds will be transferred and target account where the fuel expense is recorded.



Invoice Custom Fields Settings

User can add custom fields for invoices.





OUR TESTIMONIALS



Highly recommended!

WheelsPi has significantly reduced fuel expenses in our fleet. The automated tracking and alerts ensure complete transparency.



Krishna Stone



Easy to use

Excellent software with smart features! Fuel monitoring, vehicle tracking, and automation have made our operations smoother than ever.



Choudhary transport



WHEELSPI SOFTWARE

FREE Demo Login credential

demo.wheelspi.com

ID- demo@vertexpi.com

Password- demo@1234



VERTEXPI TECHNOLOGY
PRIVATE LIMITED

+91 86195 25843, 94688 58811

support@wheelspi.com

www.wheelspi.com

206, Okay Plus Space, Malviya Nagar,
Jaipur, Rajasthan, India - 302017



EMAIL ADDRESS

demo@vertexpi.com

PASSWORD

[Forgot Password?](#)

demo@1234

☐ Remember Me

Sign in

in @wheelsPi

